
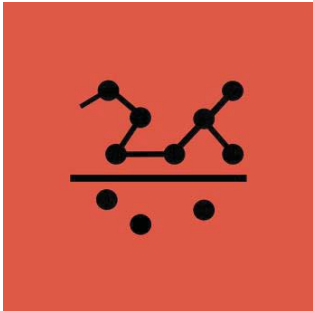





TABLE 1: FROM SOCIAL INCLUSION TO INCLUSIVE POLICIES

Dimensions of Exclusion and Inclusion	Markers of Inclusive Policies	Design Considerations
Multidimensional 	<p>Transversal and overarching objective</p> <hr/> <p>Continuum of interventions</p> <hr/> <p>Public sector innovation</p> <hr/> <p>Integrated and policy-sensitive evidence</p>	<ul style="list-style-type: none"> • System or portfolio of interventions • Supra-goal at the priority setting level • Allocation of resources based on needs <hr/> <ul style="list-style-type: none"> • Integrated and multidimensional continuums • Coordinating mechanisms <hr/> <ul style="list-style-type: none"> • Trying, testing, improving approach • Inclusion of user communities • New technologies in design and delivery <hr/> <ul style="list-style-type: none"> • Integrated approach to data • Equity-weighted data • Timely data
Relational 	<p>Equality of opportunities and outcomes</p> <hr/> <p>Delivery of services (supply-side) and adequate access or uptake (demand-side)</p> <hr/> <p>Distribution of public expenditure</p> <hr/> <p>Relation between the mainstream and the excluded populations</p>	<ul style="list-style-type: none"> • Symptoms and structural causes • Efficient use of opportunities; comparable outcomes • Quick wins and long-term inclusive goals <hr/> <ul style="list-style-type: none"> • Public service network • Causes of low uptake • Terms of inclusion <hr/> <ul style="list-style-type: none"> • Redirection of resources • Group distribution of benefits • Public awareness and value to society at-large • Role of international actors <hr/> <ul style="list-style-type: none"> • Targeting all parties • Meaningful dialogue
Intersecting risks and drivers 	<p>Exclusion risks and their intersections</p> <hr/> <p>Removal of drivers of exclusion</p> <hr/> <p>Tailored policy design and service delivery</p> <hr/> <p>Analysis of differentiated and distributional policy effects</p> <hr/> <p>Weighted breadth and depth of intervention</p>	<ul style="list-style-type: none"> • Group conditions and individual characteristics • Differentiated yet shared risk • Cumulative disadvantage • Intra-group inequalities <hr/> <ul style="list-style-type: none"> • Structural, behavioural and policy-related drivers • Bottlenecks and loopholes with exclusionary potential <hr/> <ul style="list-style-type: none"> • Needs and preferences of intended beneficiaries • Not exclusive but fitted interventions <hr/> <ul style="list-style-type: none"> • Inter-sectoral spillovers of risks • Group- and category-specific corollaries <hr/> <ul style="list-style-type: none"> • Intensity, structure and persistence of exclusion • Types of risks and drivers • Depth of coverage

Dynamic		Built-in duration	<ul style="list-style-type: none"> • Persistence of exclusion • Panel or longitudinal data • Historical and contextual analysis
Contextual and multi-layered		Long-term and anticipatory character	<ul style="list-style-type: none"> • Non-linearity; unplanned results • Nascent and emerging areas of need • Anticipatory policy making
Participatory		Proactive and reactive functions	<ul style="list-style-type: none"> • Early-stage interventions • Reactive measure
Contextual and multi-layered		In-country coherence and coordination	<ul style="list-style-type: none"> • Horizontal coordination • Policy coherence • Vertical coordination • Capacity and institutional fit at all levels
Participatory		Regional and sub-regional coordination	<ul style="list-style-type: none"> • Soft law mechanisms • Non-standardized instruments
Participatory		Procedural improvements	<ul style="list-style-type: none"> • Participation as a normative goal • Participation throughout the policy circle • Guaranteed and institutionalized avenues
		Transformative participation	<ul style="list-style-type: none"> • Susceptibility to marginalization in participatory processes • Levelling the field • Capacity to engage

Source: Compiled by the authors